

Cleaning - Protecting - Maintaining Mica Slate rough -indoors and outdoors-

e.g. Alta, Flammet, Offerdal, Peacock, Pillarguri, Sell Royal, etc.

Mica slate as well as micaceous quartzite and many phyllites are extremely dense, hard and robust. They should not be confused with the much softer multicoloured and clay slate. Just like every other natural material, this easy to maintain (crystalline) slate does need a certain level of care. The right treatment - from the beginning - guarantees the optimal appearance for many years.

Overview of the 3 Steps *for more detailed instructions, please refer to Page 2*

1

Initial cleaning of newly installed surfaces *used surfaces: Page 2*

Lithofin MN Builders' Clean removes cement residues and leaves a clean and clear surface.



Coverage:
1Ltr./30m²



Dilute product 1:10 with water.



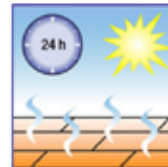
Distribute with a brush and scrub after approx. 5 minutes.



Remove the solution from the surface.



Rinse well with plenty of clear water.



Allow the surface to dry.

Please Note:
Always test the product in an inconspicuous area. Some stones may turn matt or change in colour.

Necessary equipment: bucket, scrubbing brush, squeegee or wet-and-dry vacuum

2a

Protecting against stains *initial cleaning of used surfaces: Page 2*

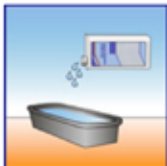
Lithofin STAINSTOP >W< -invisible- prevents oil, grease and water stains.



Coverage:
1Ltr./10m²



Please note.



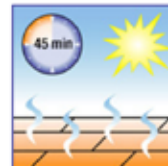
Pour product in a basin or bucket.



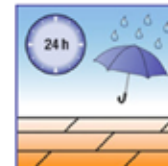
Evenly apply with a brush or roller.



Distribute or remove excess product, streaks and puddles.



Allow to dry. Do not walk on surface for approx. 45 minutes.



Protect from water for 24 hours.

2b

Enhancing the appearance -alternative to 2a-

Lithofin MN Colour Intensifier renders water repellent and enhances the colour.

initial cleaning of used surfaces: Page 2
Method as described in 2a.



Coverage:
1Ltr./15m²

Necessary equipment: bucket or basin, roller or brush, cloth

3

Regular maintenance


Regularly use Lithofin MN Easy Care Cleaner to maintain the surface's appearance



Add one squirt (approx. 20ml) to 10 Ltr. of water.



Wipe surface with solution. Do not rinse.



Allow to dry. Do not walk on surface during drying time.

Necessary Equipment: bucket, mop

Please follow the detailed instructions on the product label. *for additional information, please refer to Page 2*

Cleaning, Protecting, Maintaining Mica Slate rough - indoors and outdoors -

Newly installed surfaces

Before grouting: if you are planning to protect the surface with Lithofin STAINSTOP "W", apply one thin coat to the dry surface before grouting. The water repellent effect will make it much easier to remove the grouting material off the surface. This pretreatment is especially important on acid sensitive and very absorbent stones.

1 Cleaning and refurbishing used or extremely dirty surfaces

◆ Before treating used surfaces, the stone must be thoroughly cleaned. All deposits and care product residues must be removed from the surface and from the pores.

Indoor surfaces: dilute Lithofin MN Power-Clean up to 1:3 with water depending on the type and stubbornness of the dirt. Apply using a scrubbing brush or a cloth and allow to work for 5 to 10 minutes.

→ Rigorously brush the surface (with a scrubbing brush or machine) and allow 5 more minutes working time.

→ Add water while brushing then wipe or vacuum the liquid the surface.

→ Rinse twice with clear water to remove all cleaning product residues.

◆ **Outdoor surfaces:** apply Lithofin MN Outdoor Cleaner, distribute with a brush and allow the product to work overnight.

→ Allow several days drying time before applying the protective treatment.



Entfernen spezieller Verunreinigungen

cement residues, builders' dirt, limescale, rust	Lithofin MN Builder's Clean
tar, wax, varnish, paint	Lithofin WAX-OFF
deeply engrained oil stains	Lithofin OIL-EX
slippery algae deposits	Lithofin ALLEX
discolouration caused by plants	Lithofin MN Outdoor Cleaner

2 Additional information about protective treatments

◆ Protective treatments enhance the appearance and make natural stone less sensitive.

◆ The protective effect prevents staining or at least simplifies removing stains.

◆ The natural stone surface becomes easier to maintain and stays beautiful for many years.

◆ Lithofin MN Colour Intensifier enhances the stone's appearance by invigorating the natural colour structure. An invisible water repellent effect is reached with Lithofin SPLASH-STOP.

◆ Lithofin MN Stain-Stop provides optimal protection against water, oil and grease. Alternatively, the nearly odourless Lithofin STAINSTOP "W" can be used.

◆ Repeat the protective treatment after 4 to 5 years (Lithofin MN Colour Intensifier 1 to 2 years).

Please Note:

◆ **Always test the product in an inconspicuous area.** Non-absorbent or wet surfaces cannot be treated.

◆ Use impregnators only on completely dry surfaces. Otherwise, the product will not be able to penetrate into the surface.

◆ Apply the product evenly. Do not allow streaks or puddles to dry.

◆ Carefully remove any excess product off the surface.

Additional maintenance

◆ Surfaces subjected to heavy wear need a thorough cleaning from time to time.

◆ Add Lithofin MN Power-Clean or Lithofin WEXA to cold or lukewarm water and distribute on the surface with a scrubbing brush. Allow to work for 10 to 20 minutes, but do not allow to dry. Brush occasionally, then remove with a clean cloth and rinse with clear water.

Please Note:

△ Please follow the detailed instructions for use on the product labels.

TIP: Avoid leaching and strong degreasing products as well as products that build up layers. These products alter the appearance and make maintenance more difficult.

△ This information should be considered to be informal and non-binding. The products must be used according to local conditions and materials. Instructions must be read carefully and followed closely. Where no previous experience is available, or in cases of doubt, test the product in an inconspicuous area. (GB6.06ggs)